

5-917694-1 ✓ ACTIVE



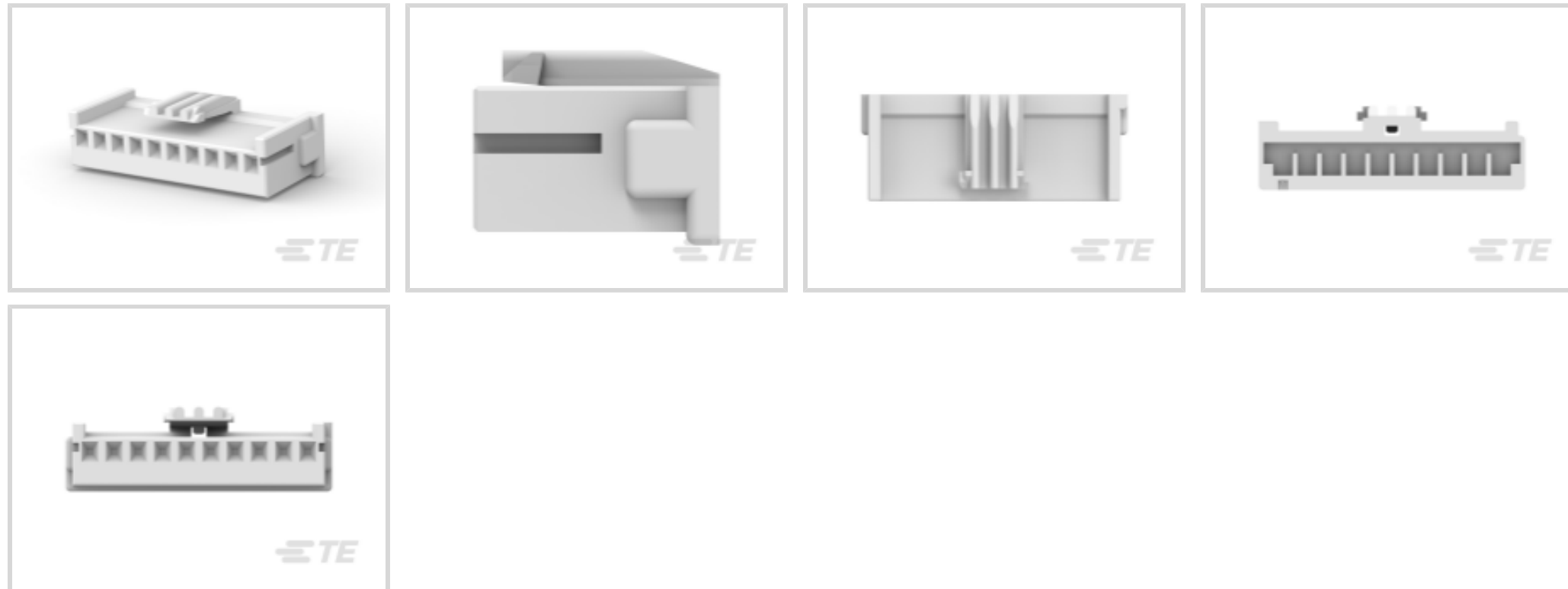
AMP Signal Double Lock

TE Internal #: 5-917694-1

Rectangular Connector Housings, Wire-to-Board, 5.88 Newton Insertion Force, 10 Position, .098 in [2.5 mm] Centerline, 1 Row, AMP Signal Double Lock

[View on TE.com >](#)

Connectors > Rectangular Connectors > Rectangular Connector Housings > Glow Wire Signal Double Lock Plug



Connector System: **Wire-to-Board**

Insertion Force: **5.88 Newton**

Number of Positions: **10**

Centerline (Pitch): **2.5 mm [.098 in]**

Row-to-Row Spacing: **2.5 mm [.098 in]**

[All Glow Wire Signal Double Lock Plug \(10\)](#)

Features

Product Type Features

Connector System	Wire-to-Board
Connector & Housing Type	Plug
Sealable	No
Connector & Contact Terminates To	Printed Circuit Board
Connector Type	Housing
Product Type	Connector

Configuration Features

Insertion Force	5.88 Newton
Number of Positions	10
Number of Rows	1
Preloaded	No

Electrical Characteristics



Operating Voltage	250 VDC
-------------------	---------

Contact Features

Multiple Contact Types	Without
Shunts/Shorting Bars	Without
Contact Type	Socket
Contact Current Rating (Max)	3 A

Mechanical Attachment

Connector Mounting Type	Cable Mount (Free-Hanging)
-------------------------	----------------------------

Housing Features

Centerline (Pitch)	2.5 mm[.098 in]
Housing Material	Nylon 66
Housing Color	Natural

Dimensions

Row-to-Row Spacing	2.5 mm[.098 in]
Height	11 mm
Length	27.5 mm[1.08 in]

Usage Conditions

Operating Temperature Range	-30 – 105 °C[-22 – 221 °F]
-----------------------------	----------------------------

Operation/Application

Assembly Integration Feature	Without
Circuit Application	Signal

Identification Marking

Circuit Identification Feature	Without
--------------------------------	---------

Industry Standards

CSA Rating	LR 7189
Agency/Standard	CSA, UL, VDE
CSA Certified	Yes
CSA File Number	LR7189
VDE Tested	Yes
UL File Number	E28476
UL Rating	Recognized

Packaging Features



Packaging Quantity	200
Packaging Method	Bag

Product Compliance

[For compliance documentation, visit the product page on TE.com>](#)


EU RoHS Directive 2011/65/EU	Compliant
EU ELV Directive 2000/53/EC	Compliant
China RoHS 2 Directive MIIT Order No 32, 2016	No Restricted Materials Above Threshold
EU REACH Regulation (EC) No. 1907/2006	Current ECHA Candidate List: JUNE 2022 (224) Candidate List Declared Against: JUNE 2022 (224) Does not contain REACH SVHC
Halogen Content	Not Low Halogen - contains Br or Cl > 900 ppm.
Solder Process Capability	Not reviewed for solder process capability

Product Compliance Disclaimer


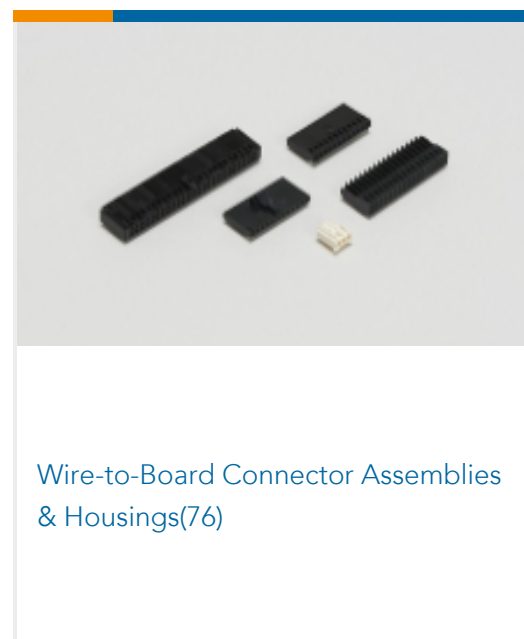

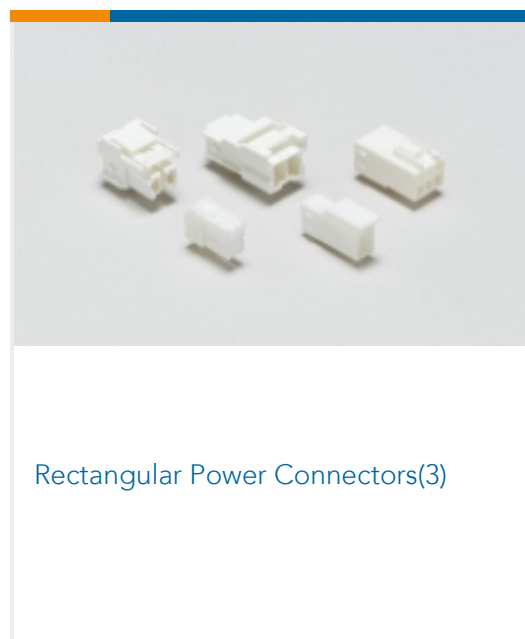



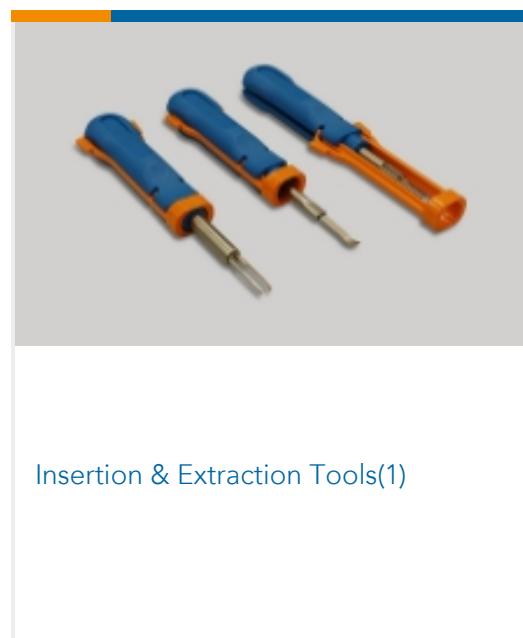

This information is provided based on reasonable inquiry of our suppliers and represents our current actual knowledge based on the information they provided. This information is subject to change. The part numbers that TE has identified as EU RoHS compliant have a maximum concentration of 0.1% by weight in homogenous materials for lead, hexavalent chromium, mercury, PBB, PBDE, DBP, BBP, DEHP, DIBP, and 0.01% for cadmium, or qualify for an exemption to these limits as defined in the Annexes of Directive 2011/65/EU (RoHS2). Finished electrical and electronic equipment products will be CE marked as required by Directive 2011/65/EU. Components may not be CE marked. Additionally, the part numbers that TE has identified as EU ELV compliant have a maximum concentration of 0.1% by weight in homogenous materials for lead, hexavalent chromium, and mercury, and 0.01% for cadmium, or qualify for an exemption to these limits as defined in the Annexes of Directive 2000/53/EC (ELV). Regarding the REACH Regulation, the information TE provides on SVHC in articles for this part number is based on the latest European Chemicals Agency (ECHA) 'Guidance on requirements for substances in articles' posted at this URL: <https://echa.europa.eu/guidance-documents/guidance-on-reach>

Compatible Parts

 <p>TE Part # CAT-SI261-R2435 Signal Double Lock Receptacle</p>	 <p>TE Part # 917730-1 2.5 SIGNAL D/LOCK HDR ASSY 10P</p>	 <p>TE Part # 917706-1 2.5 SIGNAL DBL LOCK DLP 10P</p>	 <p>TE Part # 917788-1 2.5 S.D.L POST HDR ASY 10P STD</p>
--	---	---	--



Also in the Series | AMP Signal Double Lock



Documents



Product Drawings

[C22.5 SIGNAL D/LOCK PLUG HSG 10P\(GWT\)](#)

English

CAD Files

[3D PDF](#)

3D

Customer View Model

[ENG_CVM_CVM_5-917694-1_N.2d_dxf.zip](#)

English

Customer View Model

[ENG_CVM_CVM_5-917694-1_N.3d_igs.zip](#)

English

Customer View Model

[ENG_CVM_CVM_5-917694-1_N.3d_stp.zip](#)

English

By downloading the CAD file I accept and agree to the [Terms and Conditions](#) of use.

Datasheets & Catalog Pages

[1773458-3_2.5MM_SIGNAL_DOUBLE_LOCK_CONNECTORS](#)

English